



Smarter Balanced Assessment (SBA)

2015-2016 Results

Parent Advisory Council
September 19, 2016



An Unwavering Commitment to Student Success

1



Vision:

- An unwavering commitment to student success.

Mission:

- To prepare our students to meet the challenges of a rapidly changing world.


Teaching and Learning

- Engage students in meaningful, challenging, and innovative educational experiences to increase post-secondary options for all students



An Unwavering Commitment to Student Success

2





Agenda

- SBA Refresher
- SBA Achievement Results (ELA/Literacy & Math)
- CUSD-Orange County-California Comparison
- Grade Level Comparisons
- Student Group Comparisons
- SBA Claim Results (ELA/Literacy & Math)
- Next Steps

An Unwavering Commitment to Student Success

3



SBA Refresher

- Replaced the CSTs in 2013-2014
- Based on California State Standards and tests ELA/Literacy and Math
- Measures College and Career Readiness
- Computer-Adaptive Test (CAT)
- 2014-2015 is baseline data
- 2015-2016 data is considered incomplete
 - CDE will provide an update later this Fall with complete data

An Unwavering Commitment to Student Success

4



SBA Achievement Results

- Achievement Level is equivalent to overall score
- Four Achievement Levels
 - Standard Exceeded (4)
 - Standard Met (3)
 - Standard Nearly Met (2)
 - Standard Not Met (1)

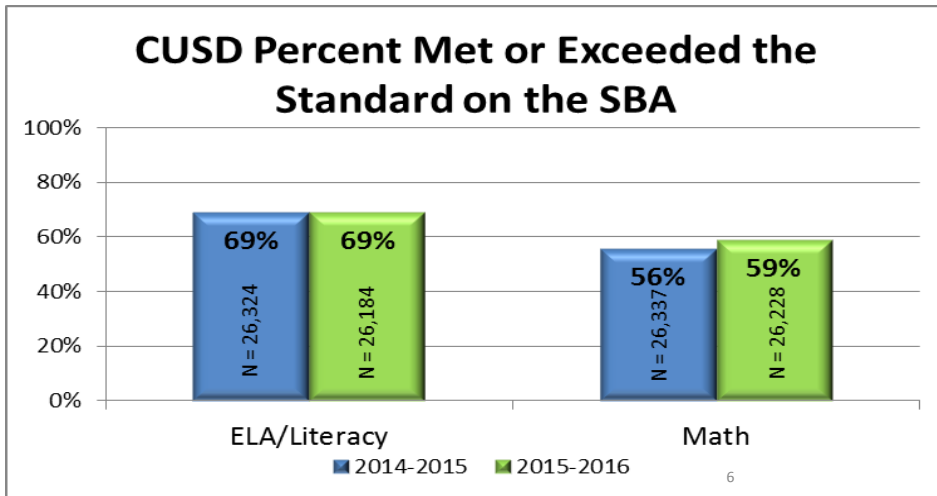


An Unwavering Commitment to Student Success

5



SBA Achievement Results – District Overview





Comparisons

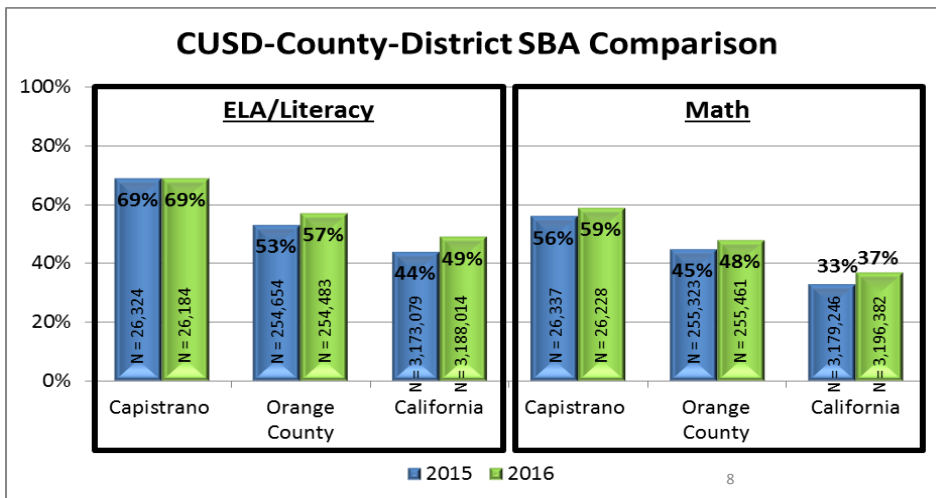
- CUSD-County-State
- *District-to-District Comparisons will be provided later this Fall*
 - *Because of the incomplete nature of the current dataset, OC districts as well as the ten largest districts in California are missing too many student scores for this to be a valid comparison*

An Unwavering Commitment to Student Success

7



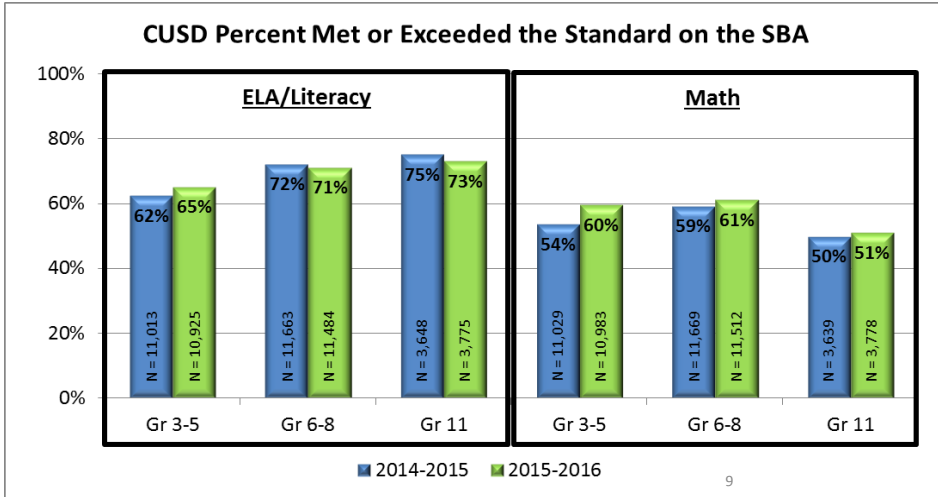
CUSD-County-State Comparison



8



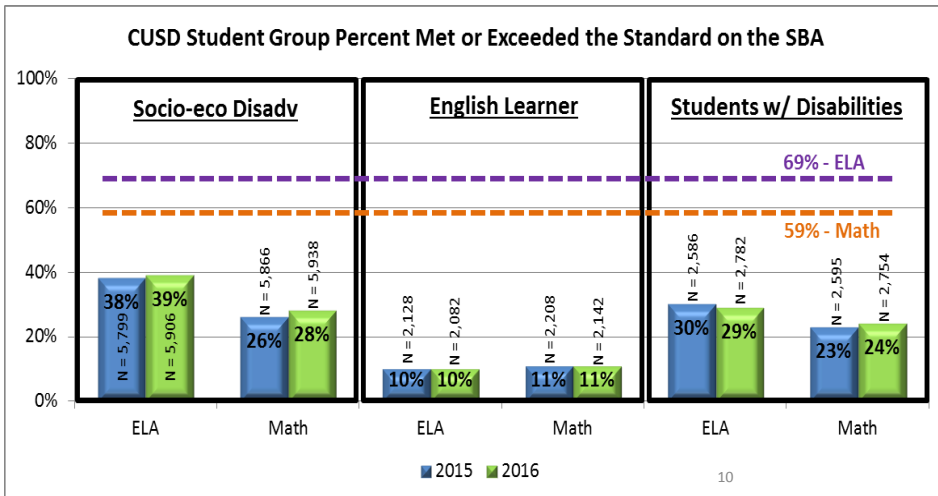
SBA Achievement Results – Grade Levels



9



SBA Achievement Results – Student Groups




10



SBA Claim Results

Claims are specific areas within each subject

- 4 claims in ELA/Literacy – Reading, Writing, Listening, and Research/Inquiry
- 3 claims in mathematics – Concepts & Procedures, Problem Solving & Modeling/Data, and Communicating Reasoning
- Three Performance Levels
 - Above Standard
 - Near Standard
 - Below Standard



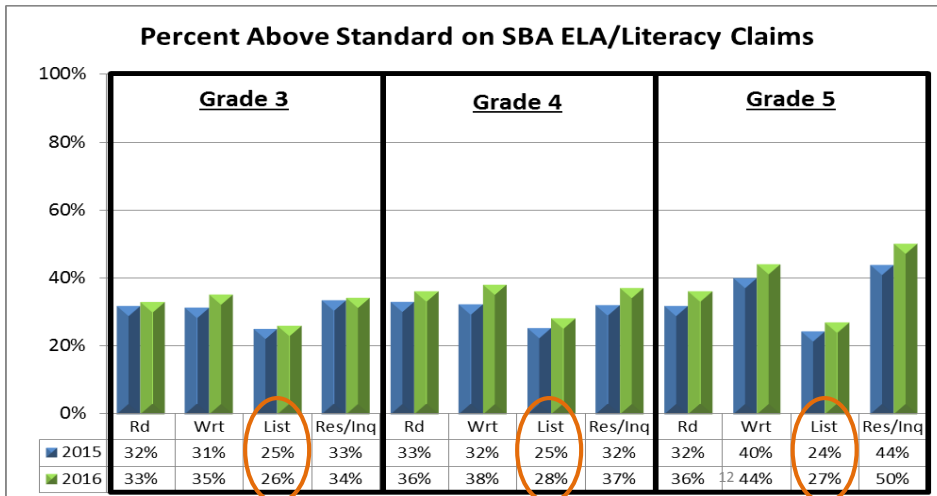
An Unwavering Commitment to Student Success

11



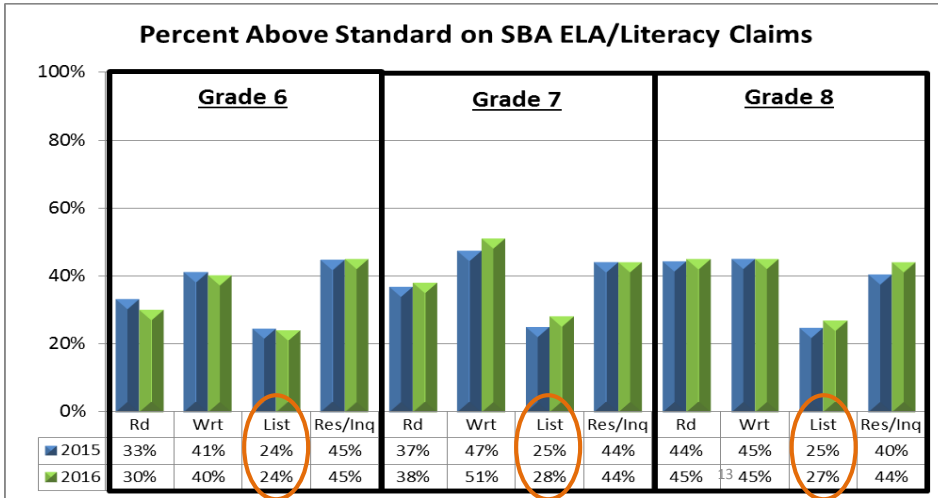
SBA Claim Results – ELA/Literacy (3-5)

Percent Above Standard on SBA ELA/Literacy Claims

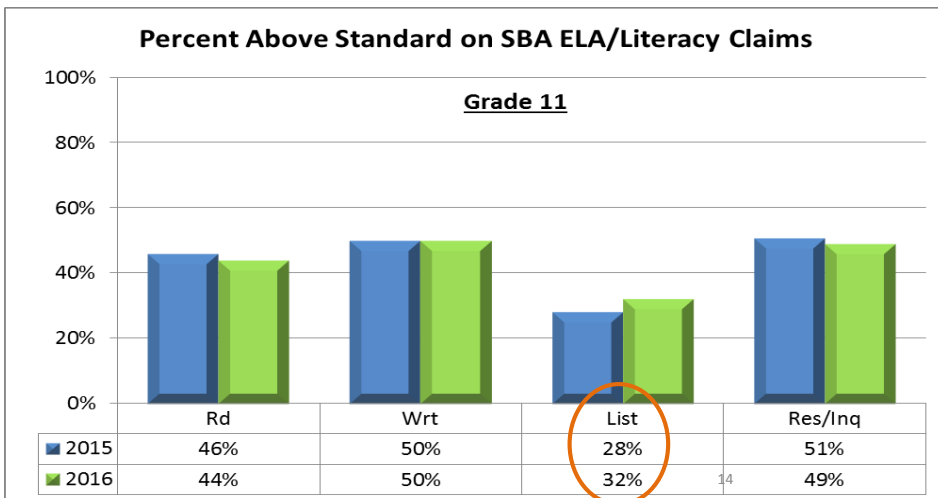




SBA Claim Results – ELA/Literacy (6-8)

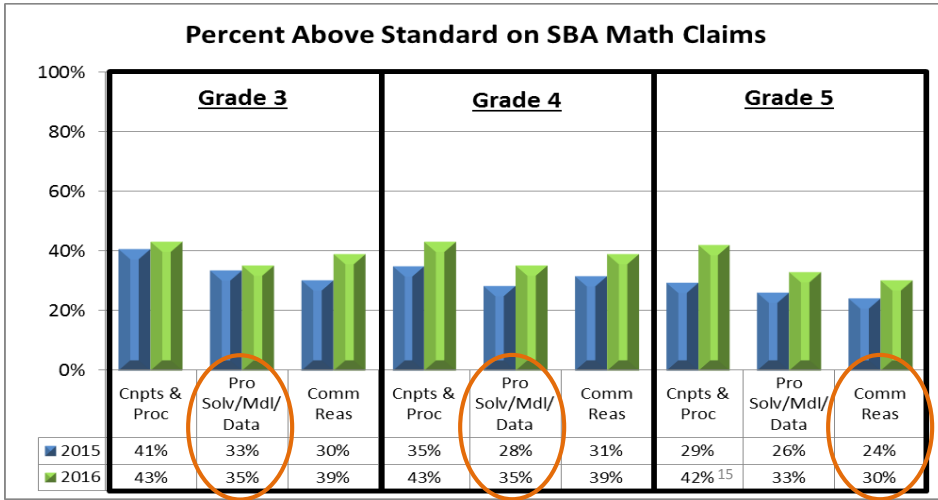


SBA Claim Results – ELA/Literacy (11)

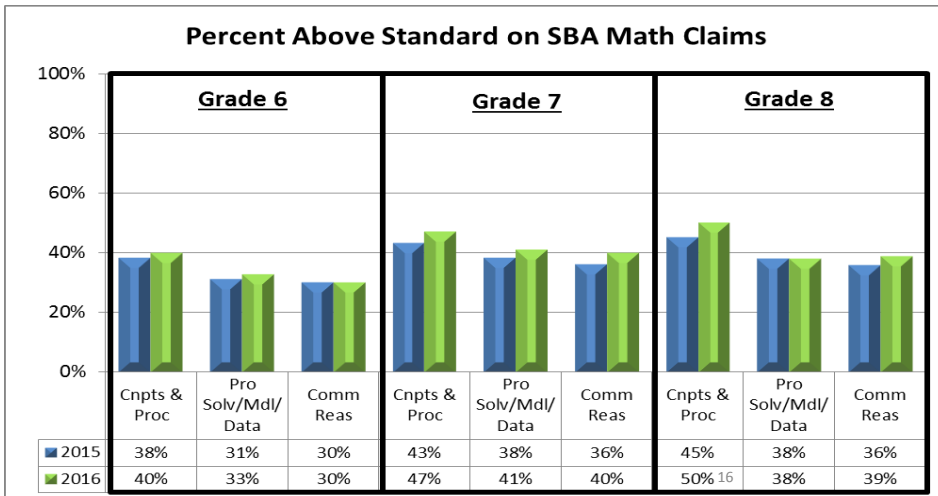




SBA Claim Results – Math (3-5)

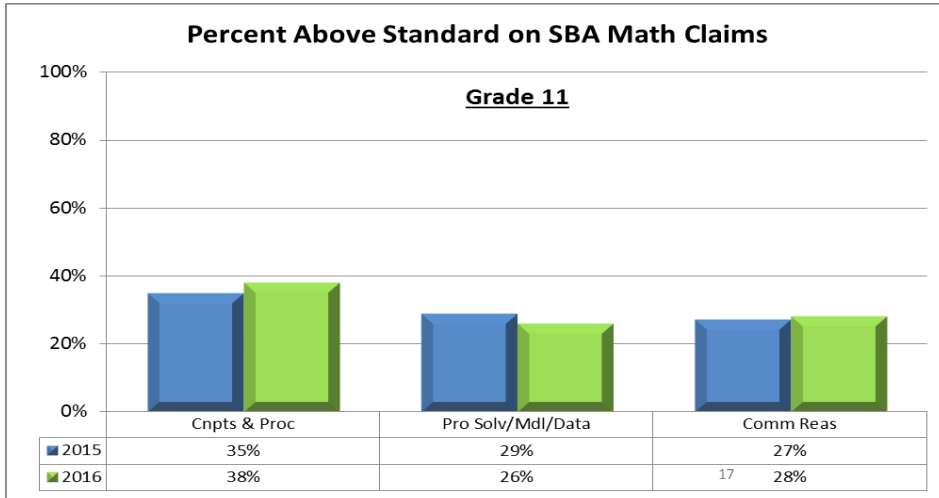


SBA Claim Results – Math (6-8)





SBA Claim Results – Math (11)



Next Steps

- Send home Student Score Reports
- Complete SBA, Science Test, and Cal-Alt data expected later this Fall
- Two-year cohort analysis
 - Track student progress from 2014-2015 to 2015-2016

